



LCD CHART

# HVC908

*Best system for professionals*



LCD CHART

# HVC908

*Best system for professionals*



## Features

### High performance Quad Core CPU and optimized Android OS

High speed and fast response for chart conversion induce patients to be stable psychologically and provide fastest and most accurate optometry environment

### HD 23.6" LCD chart

23.6" polarized panel and LED backlight provide brighter and clearer chart images, and uniform and light background provide more accurate optometry environment

### Various optometry chart

Various charts like Stereoscopic vision test, binocular balance test and heterophoria test provide wide optometry environment

### Various auxiliary function and optimized user interface

Users can change and use the optimized user interface like inspection distance, index unit, red-green adjustment or stereoscopic in accordance with visual measurement environment

### Video and image support

Advertisement, educational videos and images saved at USB memory stick are available

### High quality 2W built-in speaker

Enjoy the sound with high quality built-in speaker

### Low power and eco-friendly product

Low power is consumed and longer life is provided

### Slim, wide and stylish design

Full HD 1920x1080, high resolution and wide display with slim and stylish design enhance the dignity of optometry room


### Convenient connection to digital refractor

Using the control panel of refractor via communication linkage, fast and convenient optometry is possible

## Provide various optometry charts

Basic optometry chart (English, Number, Snellen E, Landolt C, Children) which is to measure vision and visual function is displayed randomly whenever user pushed button

Since it is possible to set the mask (Width, Length, Dot) to be displayed at in the middle, optometry error by remembering the location of the chart is prevented in advance



## Provide various auxiliary charts

Various types of auxiliary charts are provided to cope with all measurement using special lens like polarized light, red/green or cross cylinder

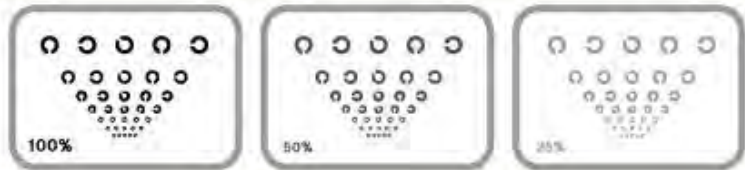


### Color weakness test

Various charts for color weakness test provide precise criteria to check color blindness

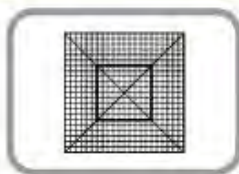
### Contrast test

Test to inspect level of contrast using basic optometry chart is provided



### Stereoscopic vision test

Various charts for stereoscopic vision test provide precise criteria to check abnormality of stereoscopic vision



### Amsler grid test

It is possible to check abnormality of visual function by macular degeneration with Amsler grid chart

### Vergence test

It measures convergence and divergence via vergence improvement effectiveness of visual function by eye movement can be expected

### LED light to gaze the target

It supports LED light which is to be usable for Maddox rod test to provide more convenient optometry environment

### Setting

Easy to set the test distance (1.5 ~ 7m), unit (1.0/ 100), Mirror mode, red/ green adjustment, video/ image and others



## SPECIFICATIONS

<b>Panel type</b>	23.6 inch LED Panel / Polarization Panel
<b>Resolution</b>	1920 x 1080 pixels
<b>Power supply</b>	Input : AC 100 ~ 240V / Output : DC 12V, 3.33A
<b>Power consumption</b>	25VA
<b>Main body size</b>	568mm(W) x 355mm(H) x 37mm(D)
<b>Remote controller size</b>	195mm(W) x 64mm(H) x 20mm(D)
<b>External terminal</b>	RS-232, USB
<b>Test distance</b>	1.5m ~ 7m ( 0.25m step )
<b>Mount Type</b>	Wall mount ( VESA ) Type
<b>Accessories</b>	Remote controller, Adapter, Power cable, Wall mount.
<b>Options</b>	Desk stand, Floor stand, Red-Green glasses, Polarized glasses
<b>Charts</b>	Alphabet, Number, Snellen E, Landolt C, Children Red/ Green, Stereoscopic, Binocular Balance, Aniseikonia, Fusion and Supression, Heterophoria, etc.
<b>Mask/ filter</b>	Width, Length, Dot / Red-Green, Polarization

※ Designs and details can be changed for its improvements without prior notice